

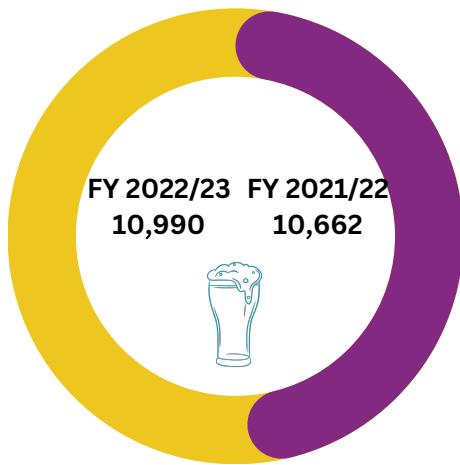
AODstats - aodstats.org.au

Bulletin #11

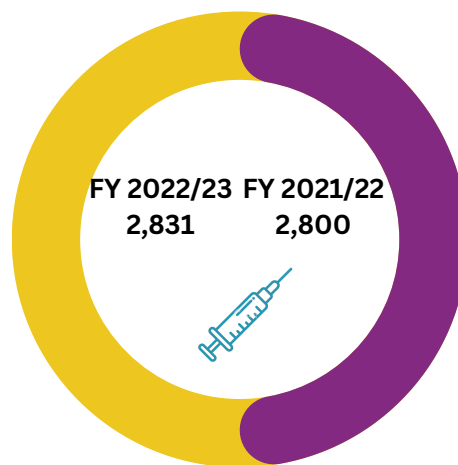
Key Messages Emergency Department (ED) presentations are a new addition to AODstats. It provides information about the number of presentations within Victorian Hospital Emergency Departments.

Emergency Department (ED) Presentations

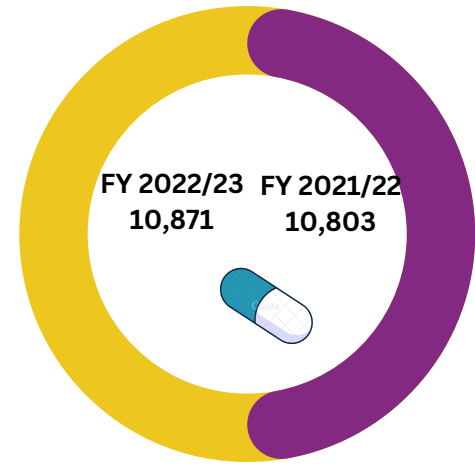
Alcohol



Illicit Drugs

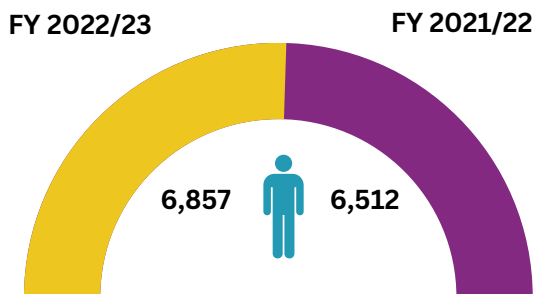


Pharmaceutical Drugs



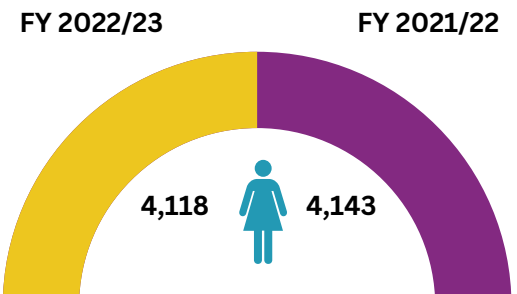
For alcohol, illicit and pharmaceutical drugs there were increases in Emergency Department (ED) presentations in **FY 2022/23**, compared with **FY 2021/22** as displayed in the graphs above.

Alcohol



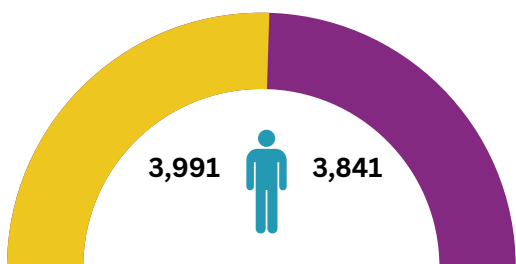
In **FY 2022/23** there was an **increase** in the number of male alcohol presentations (6,857 vs 6,512) and a **decrease** in the number of female (4,118 vs 4,143).

Alcohol

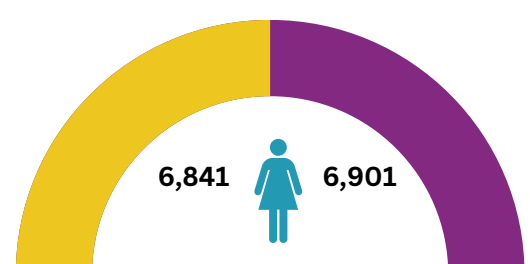


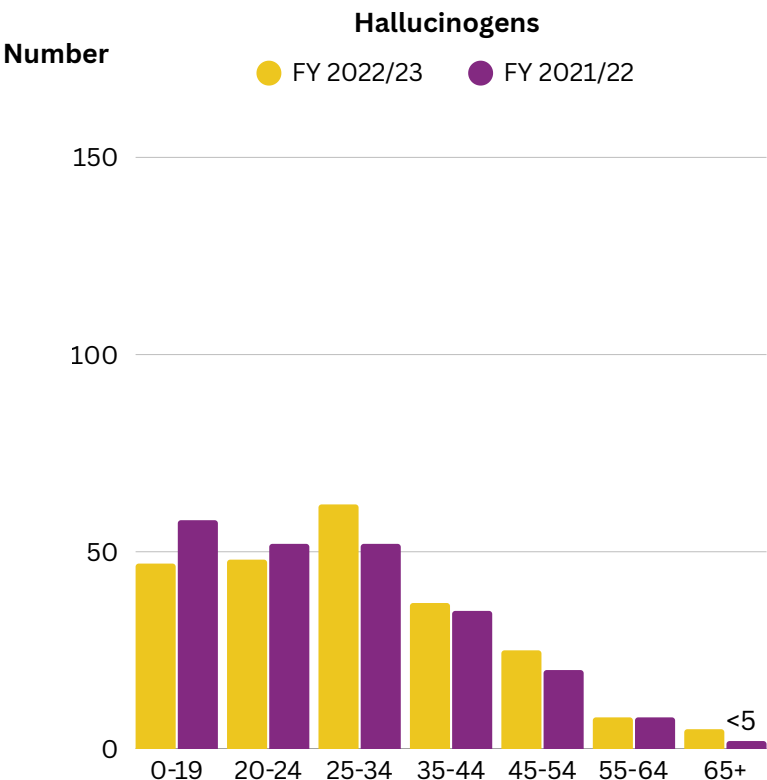
In **FY 2022/23** there was an **increase** in the number of male alcohol presentations (3,991 vs 3,841) and a **decrease** in the number of female (6,841 vs 6,901).

Pharmaceutical Drugs



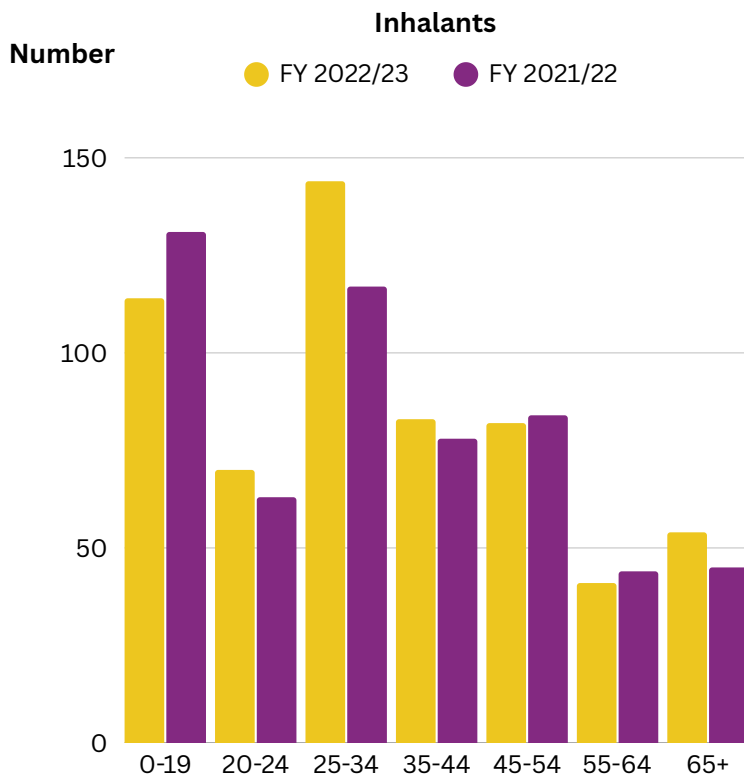
Pharmaceutical Drugs





In **FY 2022/23** there was an **increase** in the number of hallucinogens emergency department presentations across all age groups, except for those aged between 0-24 and 55-64 years. Those aged between **25-34 years** had the highest number of presentations in **FY 2022/23** (62) and those aged 0-19 had the highest number in **FY 2021/22** (58).

*Hallucinogens= hallucinogen, including LSD or mushrooms



In **FY 2022/23** there was an **increase** in the number of inhalant emergency department presentations across all age groups except for those aged between 0-19 and 45-64 years. Those aged between **25-34 years** had the highest number of presentations in **FY 2022/23** and those aged 0-19 years had the highest number in **FY 2021/22** (144 and 131).

Inhalants- Metro Regional



In **FY 2022/23** there was an **increase** in the number of Inhalants emergency department presentations across both males and females in **metropolitan Melbourne** (224 vs 221 and 181 vs 154), compared with **FY 2021/22**.

In **FY 2022/23** there was a **decrease** in the number of Inhalants emergency department presentations in males in **regional Victoria** (100 vs 111), compared with **FY 2021/22**. In this same time period there was an **increase** in the number of Inhalants emergency department presentations in females (83 vs 75).

For more information about Emergency Data or any of the other 11 datasets on AODstats please visit us [here](#).