

AODstats - aodstats.org.au

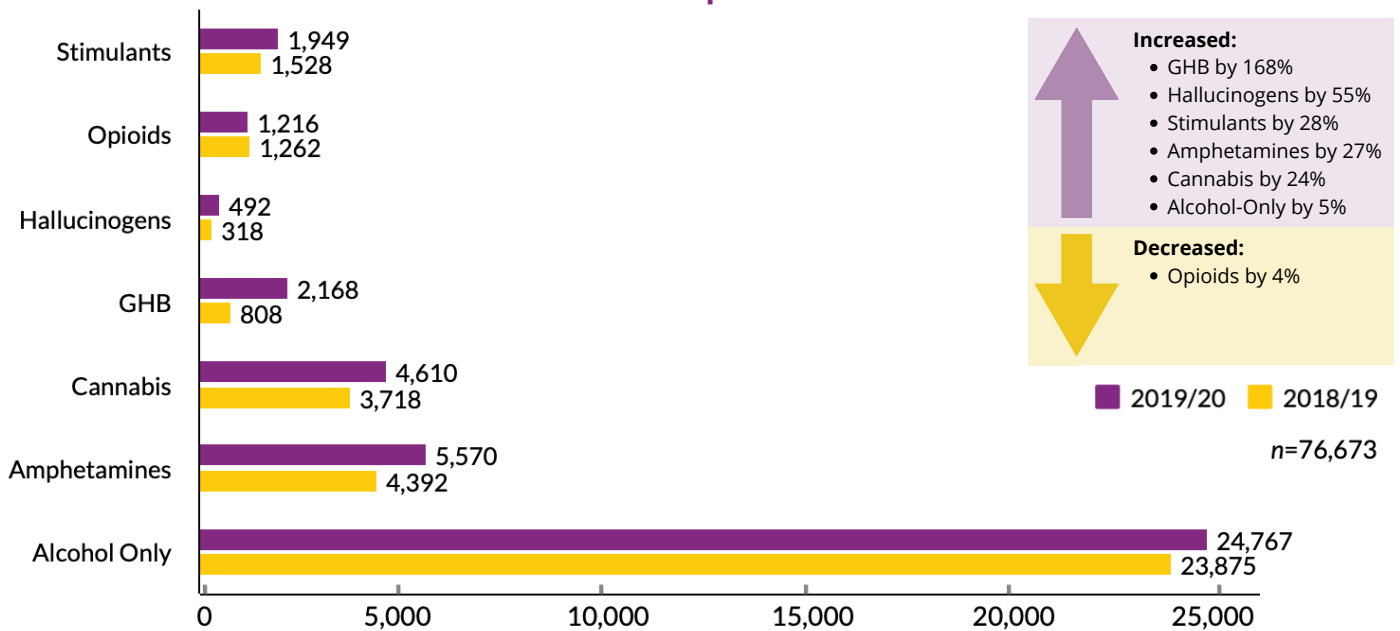
Bulletin #1, March 2021

What's new?

We have relaunched our [website](http://www.turningpoint.org.au) with brand new mapping software! We have also launched a new AODstats bulletin which will highlight different topics each issue. This bulletin gives an overview of our currently available datasets.

Ambulance Attendances

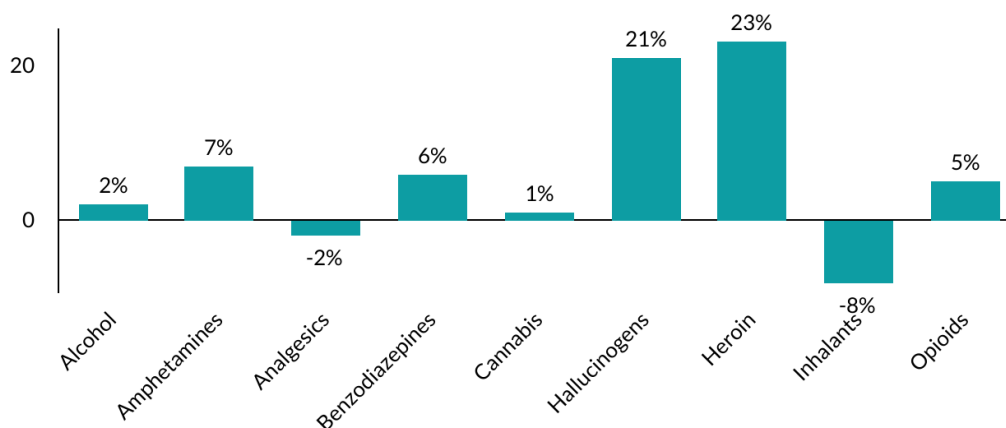
Ambulance attendances involving substance use in 2019/2020 compared to 2018/2019:



Hospital Admissions

Since 2017/18, hospital admissions for hallucinogens and heroin have **increased** by more than 20%, and have **decreased** for inhalants by 8%, compared to 2018/19.

Hospital admissions involving substance use: % change from 2017/18 to 2018/19*



*Latest data available

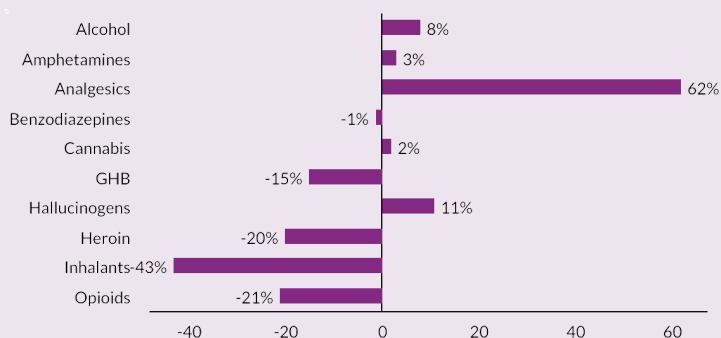
n=132,593

DirectLine

↑ DirectLine calls **increased** for analgesics and hallucinogens in 2018, compared to 2017.

↓ DirectLine calls **decreased** for inhalants and opioids in 2018, compared to 2017.

**DirectLine calls involving substance use:
% change from 2017 to 2018***

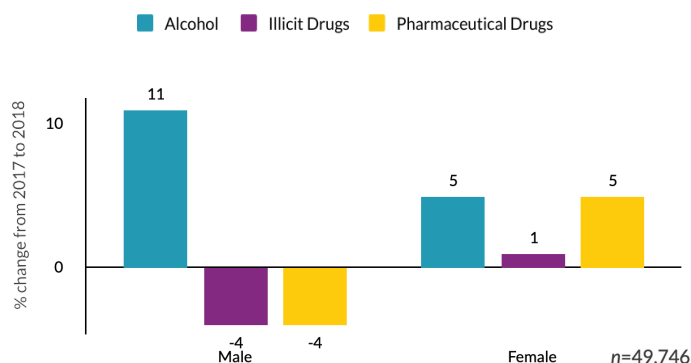


*Latest data available

n=52,520

↑ DirectLine calls **increased** for alcohol for both males and females in 2018, compared to 2017.

**Gender differences in DirectLine calls:
% change from 2017 to 2018***



*Latest data available

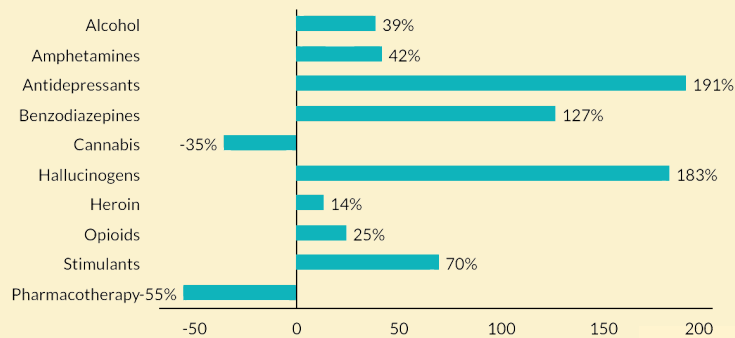
n=49,746

Counselling Online

↑ Online visits **increased** for antidepressants and hallucinogens in 2018, compared to 2017.

↓ Online visits **decreased** for pharmacotherapy and cannabis in 2018, compared to 2017.

**Online visits involving substance use:
% change from 2017 to 2018***

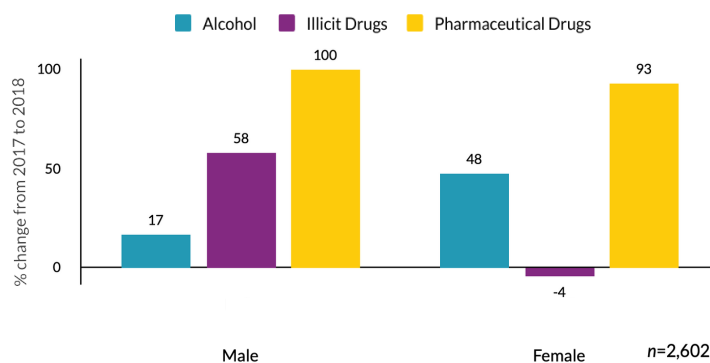


*Latest data available

n=2,622

↑ Online visits **increased** for pharmaceutical drugs and alcohol for both males and females in 2018, compared to 2017.

**Gender differences in online visits:
% change from 2017 to 2018***



*Latest data available

n=2,602

What's next?

You will notice that the new website does not include all the datasets previously included. The transition to new software and redevelopment of the website is planned for a staged rollout.

Future updates will occur in the following months and include:

- **September 2021** - additional datasets added and newly processed annual data for all existing datasets (where available).
- **March 2022 onwards** - annual data updated for datasets (check [AODstats](#) for updates).